

# New Organic Materials Regulatory Requirements

Local and Regional Challenges in San Diego County

Presentation to SCAP

Ana Carvalho, City of San Diego  
On behalf of  
San Diego Technical Advisory Committee  
Organic Subcommittee  
4/27/2016

# Disclosure

This presentation was based on the TAC Organic Subcommittee presentation to the SDCCMA, presented on February 2016 by:

- Michael Wonsidler, County of San Diego
- Ana Carvalho, City of San Diego
- Colleen Foster, City of Oceanside

# Regulations and Goals

## Nationwide

- EPA - Reduce organic material disposal 50% by 2030

## State

- AB32 - California Global Warming Solutions Act
- AB341 - 75% Waste Diversion by 2020
- AB 1826 - Commercial Organics

## Jurisdictions

- Zero Waste Plans
- Climate Action Plans



# AB 1826- Commercial Organics

## Commercial Facilities

- Food Scraps
- Food-Soiled Papers
- Yard Trimmings
- Grass Clippings
- Untreated Lumber

## Multi-Family Dwellings

- Yard Trimmings
- Grass Clippings
- Untreated Lumber

# AB 1826- Commercial Organics

## AB 1826 Implementation Schedule

April 2016 – 8 Cubic Yards Organic Waste



Jan 2017 – 4 Cubic Yards Organic Waste



Jan 2019 – 4 Cubic Yards Solid Waste  
(All AB 341 Businesses)



> Jan 2020 – 2 Cubic Yards Solid Waste  
(CalRecycle Determination)



# AB 1826- Commercial Organics

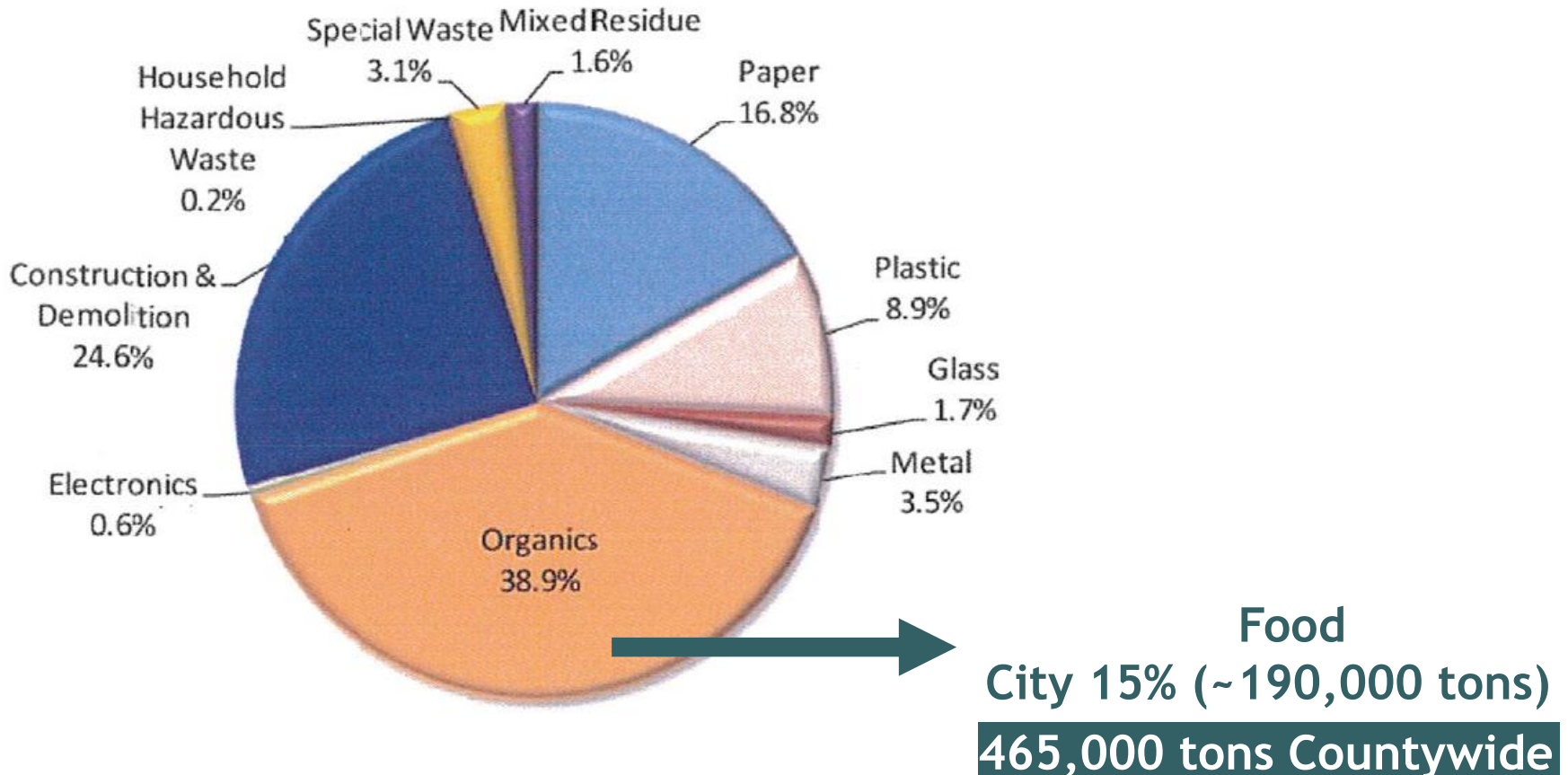
## Average Restaurant Food Waste Generation



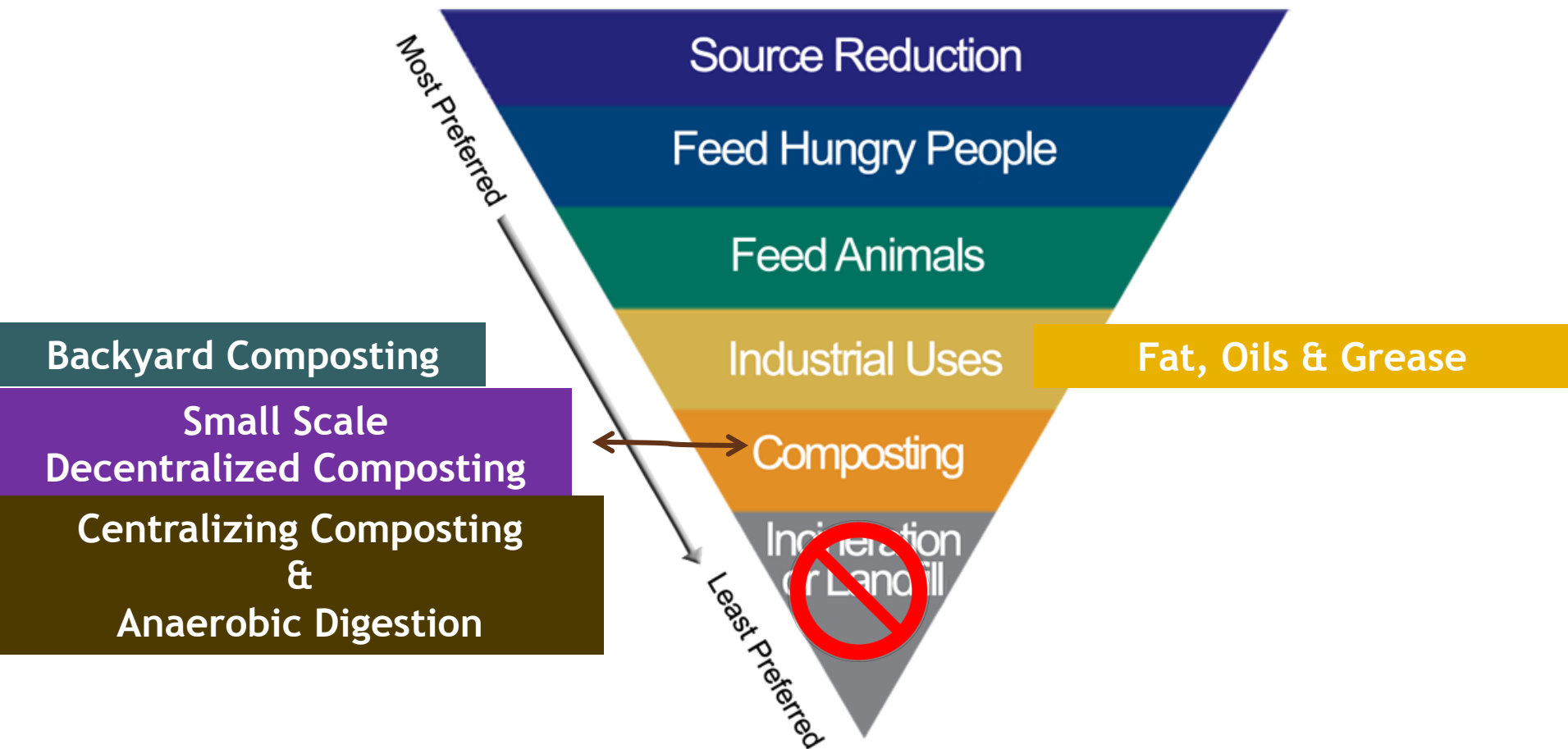
1.5 lbs/meal	~2,600 meals/week	~371 meals/day
1 lb/meal	~4,000 meals/week	~ 571 meals/day
0.5 lbs/meal	~8,000 meals/week	~1,142 meals/day

# 2012 City of San Diego Waste Composition Study, Miramar Landfill

Figure 6. Composition by Material Class, Overall Disposed Waste, 2012



# National Environmental Protection Agency's Food Recovery Hierarchy

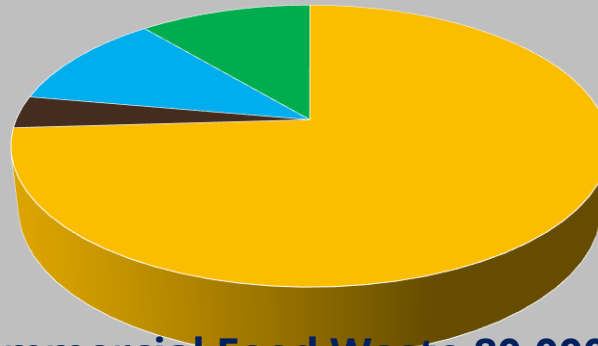


Source: EPA, <http://www.epa.gov/smm/foodrecovery/>



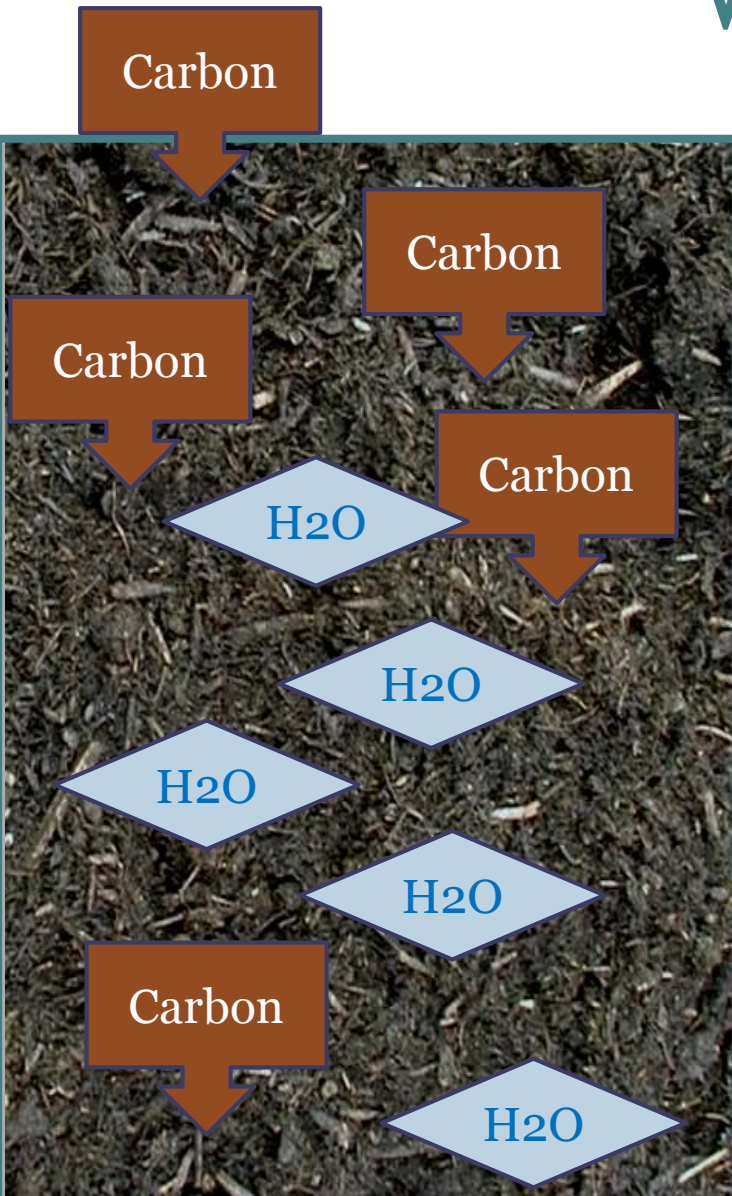
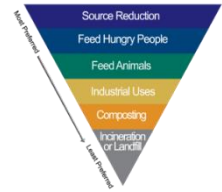
# Example of Potential of Food Recovery Hierarchy in the City of San Diego

## Potential Diversion Source Reduction, Feeding People, Feeding Animals



- Overall Commercial Food Waste 80,000 tons
- Potential 5 % Source Reduction 4,000 tons
- | Potential 15% Food Donation to People 12,000 tons
- | Potential 10% Food Donation to Animals 8,000 tons

# Why Compost



- Replenishes soil healthier soils & plants

- Reduces landfill leachate & GHG emissions

*2009 Landfills emitted ~6.7 MMTCO<sub>2</sub>e*  
*CARB GHG Inventory*

- Sequesters carbon from the atmosphere

*Composting organics reduces 0.42 MTCO<sub>2</sub>e per ton*  
*CARB GHG Inventory*

- Retains water

1% Increase in organic matter = 25,000 gals of available soil water/acre

# Challenges

## Caution



### Magic Black Boxes

End-product must prove that it is compost



Compost has to be tested according to State's standards

### Liquefiers

Potential problems with sewer line clogs




It is not considered diversion

# Possible Solutions

## Anaerobic Digesters (AD)



- Convert food scraps, manures, etc. into renewable energy
- Residual can be composted



### Wastewater AD

- Food Waste slurry fed into Wastewater Treatment Plant Digester
- Increases energy production
- Residual contains sewage sludge



Discussion/Questions?

**Thank you!**  
**San Diego TAC - Organic Subcommittee**